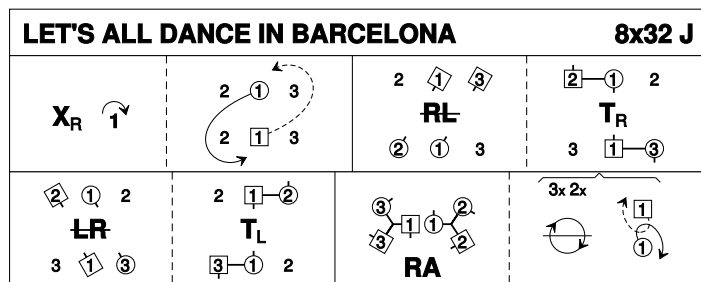


Mickel 4th Aug 25

1 LET'S ALL DANCE IN BARCELONA J32 · 3/4L

Murrough Landon: Woodhall Book 5 · Crib: E-cribs · Diagram: Keith Rose's Diagrams

- 1- 1c cross RH | cast off (2c up) ; ½ Fig8 to R, LSh round 3cns (2,1,3)
- 9- 1c+1cns ½ diag R&L & 1c face 2cns ; 1c+2cns turn RH
- 17- 1c+4cns ½ diag **L&R** & 1c face 3cns [pos] ; 1c+3cns turn LH, 1c pass LSh to midline, 1M below 1W
- 25- 3c+1W (top) & 1M+2c RHA, 1c end facing in centre (3x,1,2x) ; 1c dance RSh round P **while{4}** 3c+2c chase ½ way clw (2,1,3)



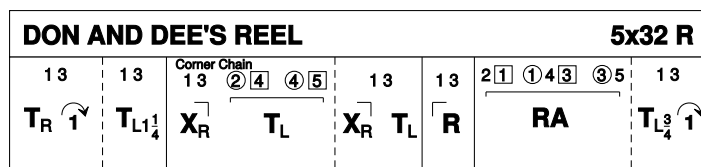
Murrough Landon, 2023, <https://my.strathspey.org/u/murrough/LetsAllDanceInBarcelona.pdf>

3C/4C longwise set.

2 DON & DEE'S REEL R32 · 5/5L

David G Queen: The Ribble Valley Book of Scottish Country Dances · Crib: MiniCribbs · Diagram: Keith Rose's Diagrams

- 1-8 1s & 3s turn RH & cast down 1 place, 1s & 3s turn LH 1.1/4 times to face 1st corners
- 9-24 1s & 3s dance Corner Chain with 1st & 2nd corners :



David G Queen, 2004, Ribble Valley Book

5C/5C longwise set.

1s (3s) change pl RH with 1st cnrs, 1st cnrs turn LH in centre & return to places giving RH to 1s (3s) who turn LH in centre to face 2nd cnrs

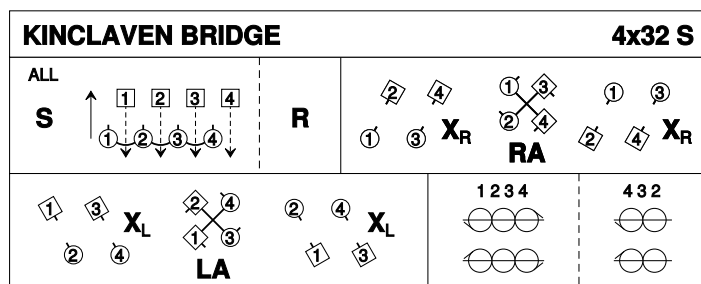
1s (3s) change places RH with 2nd cnrs, 2nd cnrs turn LH in centre & return to places giving RH to 1s (3s) then 1s & 3s end with a 1/2 turn LH to Ladies facing up & Men facing down

- 25-32 1L+2s & 1M+3L+4s & 3M+5s dance RH across, 1s+3s 3/4 turn LH & cast to 3rd/5th places

3 KINCLAVEN BRIDGE S32 · 4/4L

Douglas Henderson: · Crib: MiniCribbs · Diagram: Keith Rose's Diagrams

- 1-8 All set, cross (Ladies under arches made by Men), set & cross back (Ladies under arches made by Men)
- 9-16 1M+2L & 3M+4L cross RH, centre couples dance RH across, 1M+2L & 3M+4L cross back RH
- 17-24 1L+2M & 3L+4M cross LH, centre couples dance LH across, 1L+2M & 3L+4M cross back LH
- 25-28 All dance 1/2 reels of 4 on sides (Men RSh, Ladies LSh) finish 1s polite turn into 4th place
- 29-32 2s+3s+4s (top 3 couples) continue dancing a 1/2 reel of 3 on sides 3s finish with polite turn into 2nd place. End 2 3 4 1



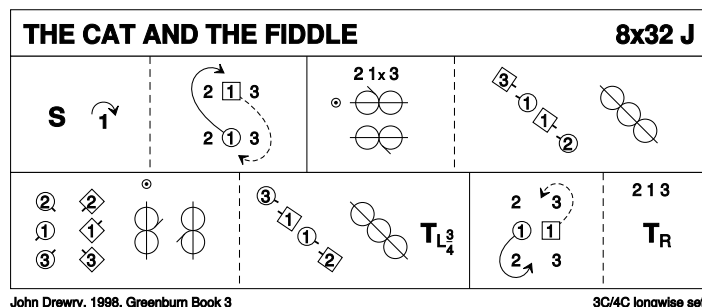
Douglas Henderson, RSCDS Book 54, Kinclaven Pocket Book

4C/4C longwise set.

4 THE CAT AND THE FIDDLE J32 · 3/4L

John Drewry: 20 New Dances by John Drewry 1999-2000 · Crib: MiniCrib · Diagram: Keith Rose's Diagrams

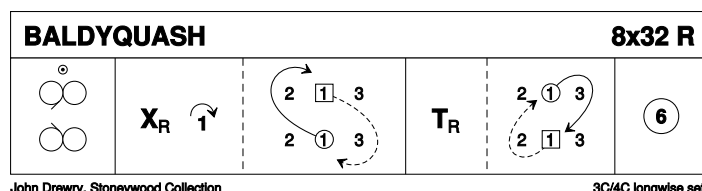
- 1-8** 1s set, cast 1 place & dance 1/2 Figs of 8 (1M round 2s & 1L round 3s)
- 9-16** 1s dance 1/2 reels of 3 on sides (LSh to 1st corner to start) & 1/2 diagonal reel of 4 with 2nd corners (RSh to 2nd corner to start)
- 17-24** 1s dance 1/2 reel of 3 across (LSh to 3rd corner to start) & 1/2 diagonal reel of 4 with 4th corners (RSh to 4th corner) ending with a 3/4 turn LH,
- 25-32** 1M dances up between 2s **while** 1L dances down between 3s, cast left to 2nd places own sides & 2s+1s+3s turn RH



5 BALDYQUASH R32 · 3/4L

John Drewry: The Stoneywood Collection · Crib: MiniCrib · Diagram: Keith Rose's Diagrams

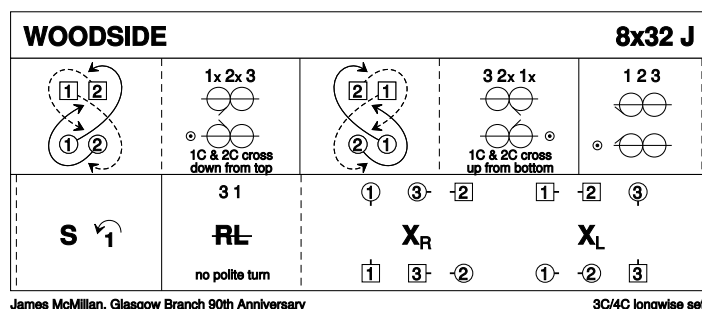
- 1-8** 1s cross down to dance reflection reels on opposite sides
- 9-16** 1s cross RH to own sides, cast 1 place, 1M dances up between 2s & casts to 2nd pl opp side **while** 1L dances down between 3s & casts to 2nd pl
- 17-24** 1s turn RH (4 bars), cast round 1st corners to 2nd place own sides
- 25-32** 2s+1s+3s circle 6H round & back



6 WOODSIDE J32 · 3/4L

James McMillan: Glasgow Branch 90th Anniversary · Crib: MiniCrib · Diagram: Keith Rose's Diagrams

- 1-4** 1s+2s dance double 1/2 Fig 8 (1s cross down, 2s dance up)
- 5-8** 1s+2s+3s dance 1/2 reels of 3 on sides, 1s crossing down thru 2nd place, 2s dance up and crossing down to 2nd place, 3s dance in and up 3 2 1
- 9-12** 2s+1s dance double 1/2 Fig 8 (2s dance down, 1s cross up)
- 13-16** 3s+2s+1s dance 1/2 reels of 3 on sides, 3s dancing in and down, 2s dance down then cross up to 2nd place, 1s cross up thro' 2nd place 1 2 3
- 17-24** 1s+2s+3s dance 1/2 mirror (reflection) reels on sides (1s dance in and down to start). 1s set, cast up 1 place (2s step down bars 23-24)
- 25-28** 3s+1s dance 1/2 R&L (no polite turns) 1s finish facing in, 3s facing down
- 29-32** 1s+3s+2s dance 1/4 Grand Chain (2 steps to each hand) 2 1 3



7 INTERVAL

John Drewry: Deeside Book Part 2 · Crib: MiniCribs · Diagram: Keith Rose's Diagrams

BLOOMS OF BON ACCORD		3 & 4 cross on 2nd chord	4x32 R
1 2 3x 4x	1 2 3x 4x	1 4x	1 4
S	RA	X_R	
2 4 3	2 4 3	4x 1	4x 1
		RA	

- S Gibson · Crib: MiniCribs · Diagram: Keith Rose's Diagrams*

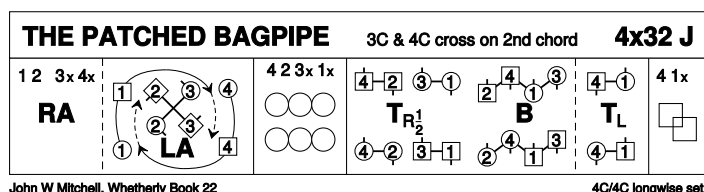
- | THE OCTOGENARIAN DANCER | | | | 80 S |
|-------------------------|----------------------|--------------------------|--|------|
| | | | | |
| RA | X_R | R
bars 17 - 40 | | |

10 THE PATCHED BAGPIPE J32 · 4/4L

John W Mitchell: *Whetherly Book 22 · Crib: MiniCribbs · Diagram: Keith Rose's Diagrams*

2 chords - 2nd chord 3s & 4s cross to opp side

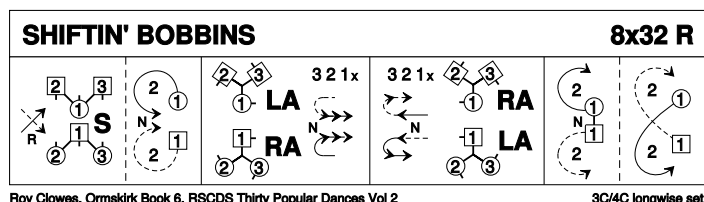
- 1-4** 1s+2s also 3s+4s dance RH across. 1L & 4L finish facing out, 2M facing down, 3M facing up
- 5-8** 2s+3s dance LH across **while** 1s & 4s chase clockwise 1/2 round to opposite end
- 9-16** Parallel RSh reels of 4 on sides. 4 2 (3) (1)
- 17-24** All change places RH on sides retaining hands & all Bal-in-Line. 1M+4L also 1L+4M turn LH and Men face out. 2 4 (1) (3)
- 25-32** 1s+4s dance Ladies' Chain, Men casting up/down on sides to start. Men omit polite turn at end ready for RH across in next time through



11 SHIFTIN' BOBBINS R32 · 3/4L

Roy Clowes: *Thirty Popular Dances, Volume Two · Crib: MiniCribbs · Diagram: Keith Rose's Diagrams*

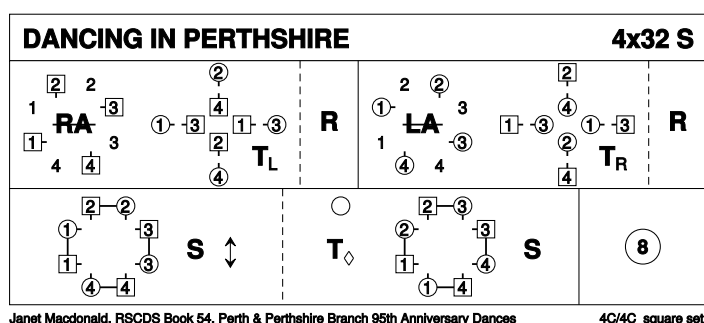
- 1-8** 1s cross RH to double triangle position with 2s+3s & set, 1s cast up to top & dance down until they are between 2s & 3s
- 9-16** 1L dances RH across with 2M+3M **while** 1M dances LH across with 2L+3L, 1s followed by 2s+3s dance down centre
- 17-24** 3s followed by 2s+1s dance up & 3s+2s cast down to places, 1L dances LH across with 2M+3M **while** 1M dances RH across with 2L+3L
- 25-32** 1s dance up to top & cast down to 2nd place opposite side, 1s dance 1/2 Fig of 8 around 2s to end in 2nd place on own sides



12 DANCING IN PERTSHIRE S32 · 4S

Janet Macdonald: *· Crib: MiniCribbs · Diagram: Keith Rose's Diagrams*

- 1-8** Ladies dance 1/2 RH across, turn opp Man LH; Ladies dance 1/2 RH across & turn partner LH back to place
- 9-16** Men dance 1/2 LH across, turn opp Lady RH; Men dance 1/2 LH across & turn partner RH back to place
- 17-24** All 4 couples set, Adv+Ret (1 step each); men Petronella turn 1 place & set with new partner
- 25-32** All circle 8H round & back



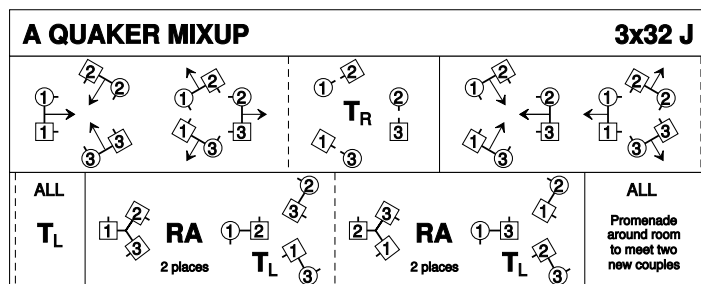
Repeat 3 more times with new partners to end with original partner

13 A QUAKER MIXUP J32 · 3T

Ian Brockbank: The Badger's Sett · Crib: E-cribs · Diagram: Keith Rose's Diagrams

This dance also works in a 5C set; in a 4c set the Men should from [17] (once or twice) dance 1 place cclw, so that the women advance 3 places w.r.t. the Men.

- 1– NHJ with P advance to the centre | NHJ with cnr retire ; turn cnr RH
- 9– NHJ with cnr advance to the centre | NHJ with P retire to place ; Turn P LH
- 17– (Two hands of a 3c L-Chain:): All W RHA 2 places | Turn new man LH ; Repeat (all W have moved one place clw).
- 25– With new P promenade at will, finding two new couples to face in time to start again.



Ian Brockbank, 2004, <http://www.scottishdance.net/dances/Book/AQuakerMixup.pdf>

3C/3C triangular set.