

Mickel 1st June 26

1 LOOKING FOR A PARTNER J48 · 3T

Stewart McMillan: A Moving Collection · Crib: MiniCribs

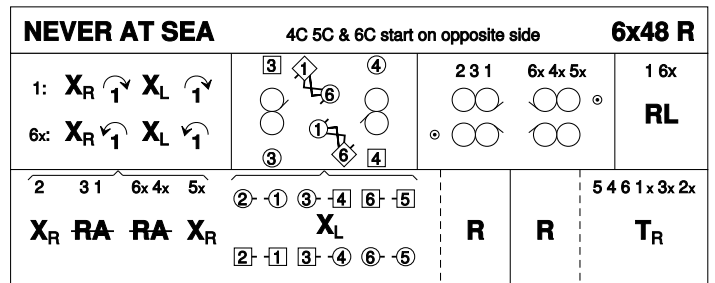
- 1-8 Ladies dance Fig 8 round partner & next Man clockwise, passing in front of partner to start
- 9-16 Men dance Fig 8 round partner & next Lady anticlockwise, passing in front of partner to start
- 17-24 All Adv+Ret, all dance DoSiDo
- 25-32 All dance interlocking reels of 4 (start by giving RSh to partner)
- 33-40 Ladies cast to next place clockwise **while** Men dance LH across once round ending BtoB in middle facing new prtnr, all set to new prtnr & 3/4 turn 2H
- 41-48 All circle 6H round & back

2 NEVER AT SEA R48 · 6/6L

J C Haddow: Ah'm askin' (CD booklet) · Crib: MiniCribs · Diagram: Keith Rose's Diagrams

4s & 5s & 6s start on opp sides

- 1-8 1s cross RH & cast to 2nd place, cross LH & cast to 3rd place **while** 6s cross RH & cast to 5th place, cross LH & cast to 4th place
- 9-16 1M+6L Prom hold dance reel of 3 with 4s (pass 4M LSh to start) **while** 6M+1L dance reel of 3 with 3s (pass 3M LSh) end 1s in 3rd place side by side facing up & 6s in 4th place facing down ready for:...
- 17-24 1s & 6s dance reflection reels on sides dancing up/down between 3s/4s to start
- 25-32 1s+6s dance R&L ending with 1s facing up & 6s facing down
- 33-36 End couples cross RH **while** cpl in 2nd+3rd pl also cpl in 4th+5th pl dance 1/2 RH across & all (1st+2nd pl, 3rd+4th pl, 5th+6th pl) change pl LH on side
- 37-40 Repeat bars 33-36
- 41-44 Repeat bars 33-36
- 45-48 All turn partners RH 5 4 6(1)(3)(2)



J Haddow, SCD Ah'm askin'.

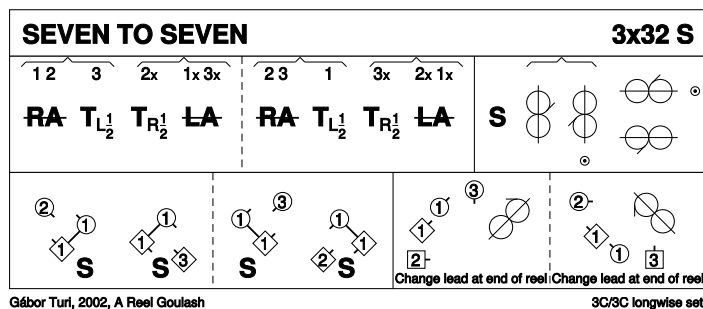
6C/6C longwise set.

Dance 3 times to end 6 5 4 (3) (2) (1) or 6 times to end 1 2 3 (4) (5) (6)

3 SEVEN TO SEVEN S32 · 3/3L

Gábor Turi: Dances of the Budapest Scottish Dance Club Vol. 1 · Crib: MiniCribs · Diagram: Keith Rose's Diagrams

- 1-4 1s+2s dance RH across 1/2 way **while** 3s 1/2 turn LH, 1s+3s dance LH across 1/2 way **while** 2s 1/2 turn RH
- 5-8 2s+3s dance RH across 1/2 way **while** 1s 1/2 turn LH, 2s+1s dance LH across 1/2 way **while** 3s 1/2 turn RH. 3 1 2
- 9-16 1s set, 1s dance 1/2 LSh reels of 3 across (1L+3s at top & 1M+2s), 1/2 RSh reels on opp side (Man up, Lady down) & end facing Mans 2nd crnr (pstn) Lady on Mans Left
- 17-24 1s set to 2nd crnr (2M), turn inwards & set to 4th crnr (3L), set to 1st crnr (3M), set to 3rd crnr (2L) & 1s turn right about to face 1st crnr (1L behind 1M)
- 25-32 1s dance diag Alternating Tandem 1/2 reel with 1st corners & 1/2 Alternating Tandem reel with 2nd corners ending 2nd place own sides. 3 1 2



4 THE SUGAR LOAF JIG J32 · 3/4L

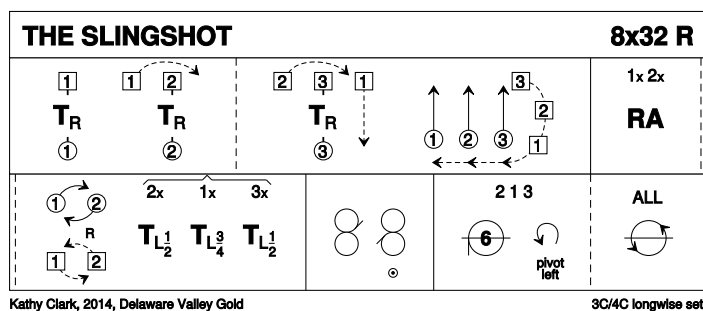
Bill Forbes: Craigievar Book 3 · Crib: MiniCribs

- 1-8 1s cross RH & cast 1 place, 1s dance 1/2 Figs of 8 across (Lady up & Man down)
- 9-16 1s dance RH across (Lady with 2s & Man with 3s), 1s pass LSh to face 2nd corners & dance 1/2 diagonal reel of 4, 1s end with 1/2 turn LH
- 17-24 1s dance RH across (1L+3s on Ladies' side, 1M+2s on Men's side); 1s pass LSh to face 1st corners & dance 1/2 diag reel of 4, 1s end BtoB facing own sides
- 25-32 1s join hands with corners & set, 1s dance round each other by right into 2nd place opposite sides (corners continue setting); 3s+1s+2s chase clockwise 1/2 round to places. End 2 1 3

5 THE SLINGSHOT R32 · 3/4L

Kathy Clark: Delaware Valley Gold · Crib: SCDDDB Contributed Cribs & Diagrams · Diagram: Keith Rose's Diagrams

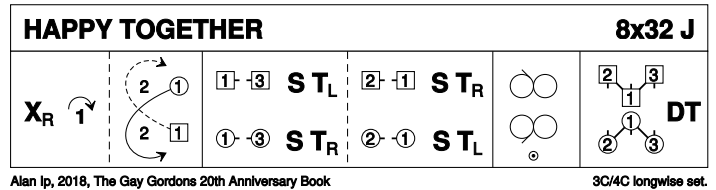
- 1-6 1s turn R for 2. 1M end in original place. 1W dance out and down behind the W side, across the set below 3M, and begin dancing up the men's side. Meanwhile, 2s wait for 2, turn R for 2. 2M end in original place. 2W follow 1W. Meanwhile, 3s wait for 4, turn R for 2. 3M end in original place. 3W follow 2W.
- 7-8 M dance into partners' places while W chase up the M side into partners' places. Order is 1x, 2x, 3x.
- 9-12 1s and 2s RHA.
- 13-16 1s cast off and turn L 3/4. 1M end between 2s and 1M end between 3s, facing 1st corner positions. Meanwhile, 2s lead up to 1st place on opposite sides for 2, then cross L to face out in 1st place. Meanwhile, 3rd couple wait for 2, then cross L and face out in 3rd place.
- 17-24 1W with 2s and 1M with 3s dance LSh reels of 3 across the dance.
- 25-32 All circle 6 hands round for 3 bars, cross right foot over left, pivot, and chase cclw to progressed places.



6 HAPPY TOGETHER J32 · 3/4L

Alan Ip: Reels and Rainbows - The Gay Gordons 20th Anniversary Book · Crib: E-cribs · Diagram: Keith Rose's Diagrams

- 1- 1c cross RH | cast (2c up) ; ½ Fig8 up round 2c to 2pl, 1c(3c) face dn(up) (2,1,3)
- 9- 1c&3c set | turn EH on sidelines, 1c starting in, 1c(2c) face up(dn) ; 1c&2c set | turn EH on sidelines, 1c starting in (2,1,3)
- 17- Mirror Reels3 on sidelines, 1c starting in and down, 1c finish BtoB in centre facing own side
- 25- DTr (2,1,3)

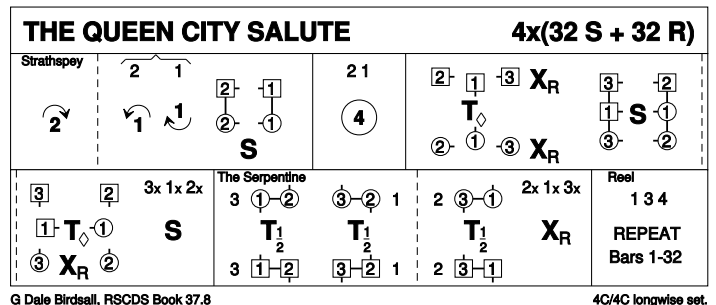


7 INTERVAL

8 THE QUEEN CITY SALUTE M64 · 4/4L

G Dale Birdsall: RSCDS XXXVII 8 · Crib: MiniCribs · Diagram: Keith Rose's Diagrams

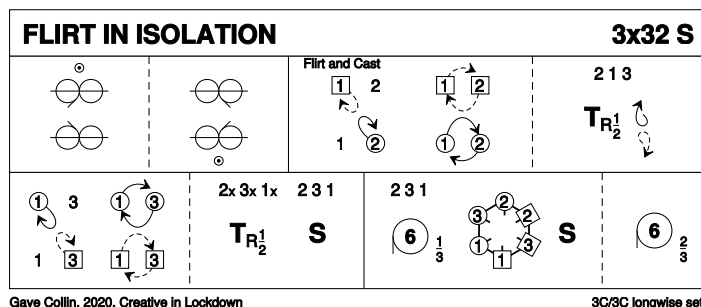
- 1-8 1s cast to meet below 3s then 1s dance up to meet 2s **while** 2s cast up dancing in to face 1s & 1s+2s set
- 9-16 2s+1s circle 4H round & back
- 17-20 1s dance Petronella turn to end middle Lady at top facing down & Man facing up as 2s+3s change places RH on the sides, 3s+1s+2s set
- 21-24 1s dance Petronella turn to 2nd place opposite sides as 3s+2s cross RH, 3s+1s+2s set
- 25-28 1M+2M change places LH as 1L+2L change RH, 3M+2M change places RH as 3L+2L change places LH
- 29-32 3M+1M change places LH as 3L+1L change RH, 2s+1s+3s cross RH
- 1-32 Repeat above in reel time



9 FLIRT IN ISOLATION S32 · 3/3L

Gaye Collin: Creative in Lockdown · Crib: MiniCribs · Diagram: Keith Rose's Diagrams

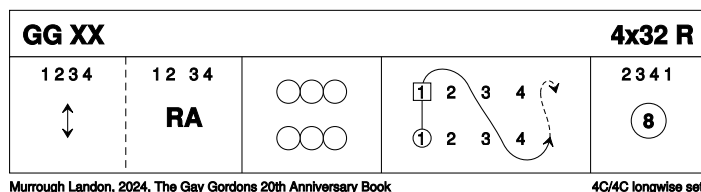
- 1-8** 1s+2s+3s dance Inveran reels (1s cross down RH to start, cross RH to reel on own side from 3rd place)
- 9-12** "Flirt & Cast":
- 9-10** 1L+2M dance 1 step towards each other, pull back RSh, dance out again to place (1 step) & face out
- 11-12** 1L+2M cast to Right (1L down, 2M up) **while** 1M+2L dance towards the middle & curve right (down/up) into their own sidelines 2 1 3
- 13-16** 2s+1s+3s 1/2 turn partner RH, pull back RSh & dance out to opp side
- 17-20** Repeat "Flirt & Cast": 1M+3L begin dancing towards one another & 1L+3M curve through the middle
- 21-24** 2s+3s+1s cross RH & all set
- 25-32** 2s+3s+1s circle 6H round to left (2 bars), retain hands & all set; continue 6H round to left to own sides. End 2 3 1



10 GG XX R32 · 4/4L

Murrough Landon: Reels and Rainbows - The Gay Gordons 20th Anniversary Book · Crib: E-cribs · Diagram: Keith Rose's Diagrams

- 1-** All A&R ; 1c+2c & 3c+4c RHA, all face up/down on sides
- 9-** RSh Reels4 on sides, 1W faces out
- 17-** 1W, followed by 1M, casts off round 2W | crosses down between 3c ; casts off round 4M | crosses over (2c+3c+4c up)
- 25-** Circle8 to L & back (2,3,4,1)



11 EIGHTY YEARS AGO S32 · 3/3L

Loreto De Angelis: Thistle & Heather - From Scotland to Rome · Crib: SCDDDB Contributed Cribs & Diagrams

- 1-4** 1s long cast to 2nd place (2s step up 3-4) (2,1,3)
- 5-8** 3s long cast to 2nd place (1s step down 7-8) (2,3,1)
- 9-16** 3s dance figure of love
- 17-20** 3W with 1s and 3M with 2s dance Left hands across
- 21-24** 3s passing partner LSh dance Right hands across (3W with 2s and 3M with 1s)
- 25-32** All 6 hands round left and back

12 POSTIE'S JIG J32 · 4/4L

Roy Clowes: *Thirty Popular Dances, Volume Two* · Crib: *MiniCribs* · Diagram: *Keith Rose's Diagrams*

- 1-8** 1s & 4s set & cast in 1 place, 1s & 4s dance 1/2 Figs of 8 round new end couples
- 9-12** 1M+4M & 1L+4L cross (men making an arch) & turn corners with free hand to face up/down
- 13-16** 1s+4s dance down/up (couple dancing up make the arch) & turn corners
- 17-24** Repeat bars 9-16 from new positions
- 25-32** 1s+4s dance 1/2 R&L, turn partner RH

