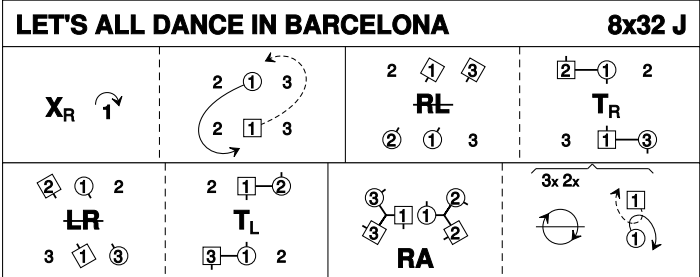


Mickel 11th Aug 25

1 LET'S ALL DANCE IN BARCELONA J32 · 3/4L

Murrough Landon: Woodhall Book 5 · Crib: E-cribs · Diagram: Keith Rose's Diagrams

- 1- 1c cross RH | cast off (2c up) ; ½ Fig8 to R, LSh round 3cnr (2,1,3)
- 9- 1c+1cnrs ½ diag R&L & 1c face 2cnrs ; 1c+2cnrs turn RH
- 17- 1c+4cnrs ½ diag **L&R** & 1c face 3cnrs [pos] ; 1c+3cnrs turn LH, 1c pass LSh to midline, 1M below 1W
- 25- 3c+1W (top) & 1M+2c RHA, 1c end facing in centre (3x,1,2x) ; 1c dance RSh round P **while{4}** 3c+2c chase ½ way clw (2,1,3)



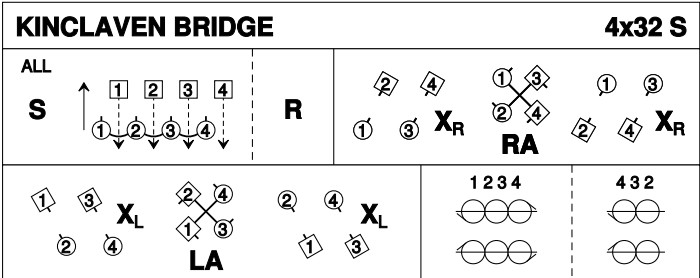
Murrough Landon, 2023, <https://my.strathspey.org/u/murrough/LetsAllDanceInBarcelona.pdf> 3C/4C longwise set.

2 LASSIE LEERNS YE PLAIT

3 KINCLAVEN BRIDGE S32 · 4/4L

Douglas Henderson: · Crib: MiniCribs · Diagram: Keith Rose's Diagrams

- 1-8 All set, cross (Ladies under arches made by Men), set & cross back (Ladies under arches made by Men)
- 9-16 1M+2L & 3M+4L cross RH, centre couples dance RH across, 1M+2L & 3M+4L cross back RH
- 17-24 1L+2M & 3L+4M cross LH, centre couples dance LH across, 1L+2M & 3L+4M cross back LH
- 25-28 All dance 1/2 reels of 4 on sides (Men RSh, Ladies LSh) finish 1s polite turn into 4th place
- 29-32 2s+3s+4s (top 3 couples) continue dancing a 1/2 reel of 3 on sides 3s finish with polite turn into 2nd place. End 2 3 4 1

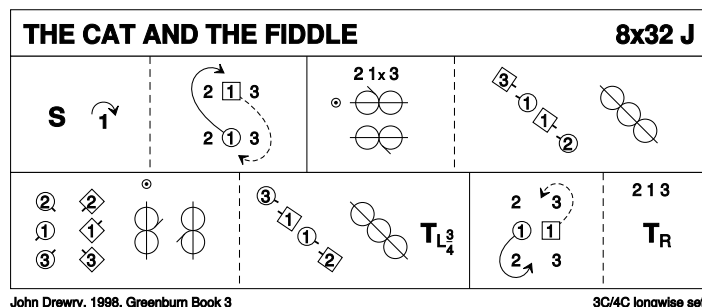


Douglas Henderson, RSCDS Book 54, Kinclaven Pocket Book 4C/4C longwise set.

4 THE CAT AND THE FIDDLE J32 · 3/4L

John Drewry: 20 New Dances by John Drewry 1999-2000 · Crib: MiniCribbs · Diagram: Keith Rose's Diagrams

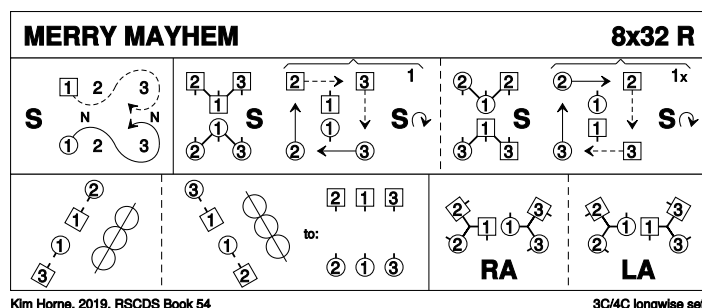
- 1-8 1s set, cast 1 place & dance 1/2 Figs of 8 (1M round 2s & 1L round 3s)
- 9-16 1s dance 1/2 reels of 3 on sides (LSh to 1st corner to start) & 1/2 diagonal reel of 4 with 2nd corners (RSh to 2nd corner to start)
- 17-24 1s dance 1/2 reel of 3 across (LSh to 3rd corner to start) & 1/2 diagonal reel of 4 with 4th corners (RSh to 4th corner) ending with a 3/4 turn LH,
- 25-32 1M dances up between 2s **while** 1L dances down between 3s, cast left to 2nd places own sides & 2s+1s+3s turn RH



5 MERRY MAYHEM R32 · 3/4L

Kim Horne: · Crib: E-cribs · Diagram: Keith Rose's Diagrams

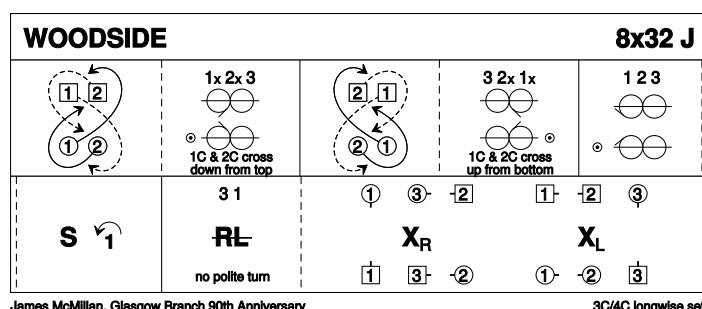
- 1- 1c set | dance down between 2c ; behind 3c | meet and dance up into DTr position
- 9- 1c DTr finishing facing 3cnrs[pos] **while(8)** cnrs set | chase one place clw ; repeat [9-12]
- 17- 1/2 Reel4 on 1diag. Pass P LSh ; 1/2 Reel4 on 2diag (2,1,3)
- 25- 2c+1W & 1M+3c RHA. Pass P RSh ; 2c+1M & 1W+3c LHA (2,1,3)



6 WOODSIDE J32 · 3/4L

James McMillan: Glasgow Branch 90th Anniversary · Crib: MiniCribbs · Diagram: Keith Rose's Diagrams

- 1-4 1s+2s dance double 1/2 Fig 8 (1s cross down, 2s dance up)
- 5-8 1s+2s+3s dance 1/2 reels of 3 on sides, 1s crossing down thru 2nd place, 2s dance up and crossing down to 2nd place, 3s dance in and up 3 2 1
- 9-12 2s+1s dance double 1/2 Fig 8 (2s dance down, 1s cross up)
- 13-16 3s+2s+1s dance 1/2 reels of 3 on sides, 3s dancing in and down, 2s dance down then cross up to 2nd place, 1s cross up thro' 2nd place 1 2 3
- 17-24 1s+2s+3s dance 1/2 mirror (reflection) reels on sides (1s dance in and down to start). 1s set, cast up 1 place (2s step down bars 23-24)
- 25-28 3s+1s dance 1/2 R&L (no polite turns) 1s finish facing in, 3s facing down
- 29-32 1s+3s+2s dance 1/4 Grand Chain (2 steps to each hand) 2 1 3



7 INTERVAL

John Drewry: Deeside Book Part 2 · Crib: MiniCribs · Diagram: Keith Rose's Diagrams

BLOOMS OF BON ACCORD		3 & 4 cross on 2nd chord		4x32 R	
<p>1 2 3x 4x 1 2 3x 4x 1 4x</p> <p>S RA</p> <p>1 ↻ 1 ↻</p>		<p>1 4x 1x 4</p> <p>X_R 1 ↻ 1 ↻</p>			
<p>2 4 3</p> <p>2 1 3</p> <p></p> <p></p>		<p>4x 1</p> <p>RA</p>			

John Drewry. 1971. Deeside Book 2

4C/4C longwise sb

- S Gibson · Crib: MiniCribs · Diagram: Keith Rose's Diagrams*

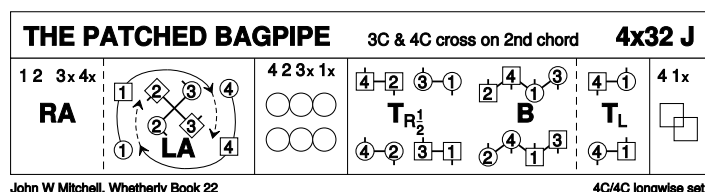
- | THE OCTOGENARIAN DANCER | | | | 80 S |
|-------------------------|--|--|--|------|
| | | | | |
| | | | | |

10 THE PATCHED BAGPIPE J32 · 4/4L

John W Mitchell: *Whetherly Book 22 · Crib: MiniCribbs · Diagram: Keith Rose's Diagrams*

2 chords - 2nd chord 3s & 4s cross to opp side

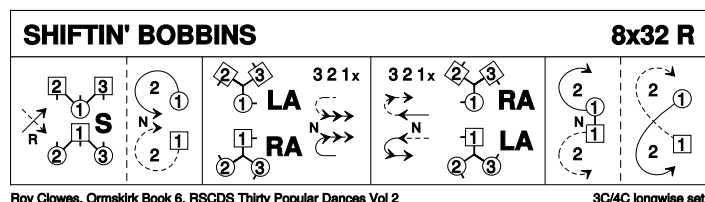
- 1-4** 1s+2s also 3s+4s dance RH across. 1L & 4L finish facing out, 2M facing down, 3M facing up
- 5-8** 2s+3s dance LH across **while** 1s & 4s chase clockwise 1/2 round to opposite end
- 9-16** Parallel RSh reels of 4 on sides. 4 2 (3) (1)
- 17-24** All change places RH on sides retaining hands & all Bal-in-Line. 1M+4L also 1L+4M turn LH and Men face out. 2 4 (1) (3)
- 25-32** 1s+4s dance Ladies' Chain, Men casting up/down on sides to start. Men omit polite turn at end ready for RH across in next time through



11 SHIFTIN' BOBBINS R32 · 3/4L

Roy Clowes: *Thirty Popular Dances, Volume Two · Crib: MiniCribbs · Diagram: Keith Rose's Diagrams*

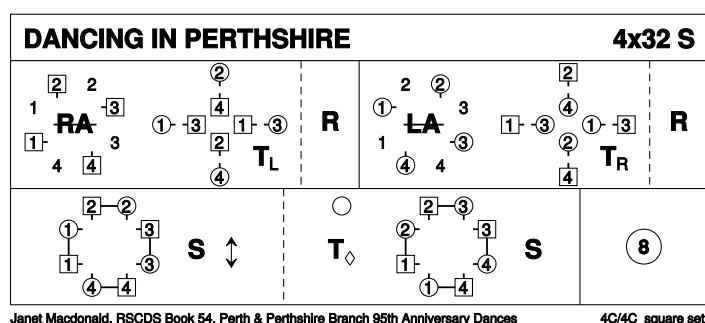
- 1-8** 1s cross RH to double triangle position with 2s+3s & set, 1s cast up to top & dance down until they are between 2s & 3s
- 9-16** 1L dances RH across with 2M+3M **while** 1M dances LH across with 2L+3L, 1s followed by 2s+3s dance down centre
- 17-24** 3s followed by 2s+1s dance up & 3s+2s cast down to places, 1L dances LH across with 2M+3M **while** 1M dances RH across with 2L+3L
- 25-32** 1s dance up to top & cast down to 2nd place opposite side, 1s dance 1/2 Fig of 8 around 2s to end in 2nd place on own sides



12 DANCING IN PERTSHIRE S32 · 4S

Janet Macdonald: *· Crib: MiniCribbs · Diagram: Keith Rose's Diagrams*

- 1-8** Ladies dance 1/2 RH across, turn opp Man LH; Ladies dance 1/2 RH across & turn partner LH back to place
- 9-16** Men dance 1/2 LH across, turn opp Lady RH; Men dance 1/2 LH across & turn partner RH back to place
- 17-24** All 4 couples set, Adv+Ret (1 step each); men Petronella turn 1 place & set with new partner
- 25-32** All circle 8H round & back



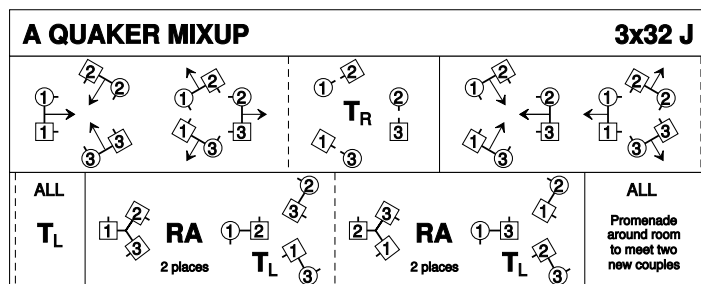
Repeat 3 more times with new partners to end with original partner

13 A QUAKER MIXUP J32 · 3T

Ian Brockbank: The Badger's Sett · Crib: E-cribs · Diagram: Keith Rose's Diagrams

This dance also works in a 5C set; in a 4c set the Men should from [17] (once or twice) dance 1 place cclw, so that the women advance 3 places w.r.t. the Men.

- 1– NHJ with P advance to the centre | NHJ with cnr retire ; turn cnr RH
- 9– NHJ with cnr advance to the centre | NHJ with P retire to place ; Turn P LH
- 17– (Two hands of a 3c L-Chain:): All W RHA 2 places | Turn new man LH ; Repeat (all W have moved one place clw).
- 25– With new P promenade at will, finding two new couples to face in time to start again.



Ian Brockbank, 2004, <http://www.scottishdance.net/dances/Book/AQuakerMixup.pdf>

3C/3C triangular set.